

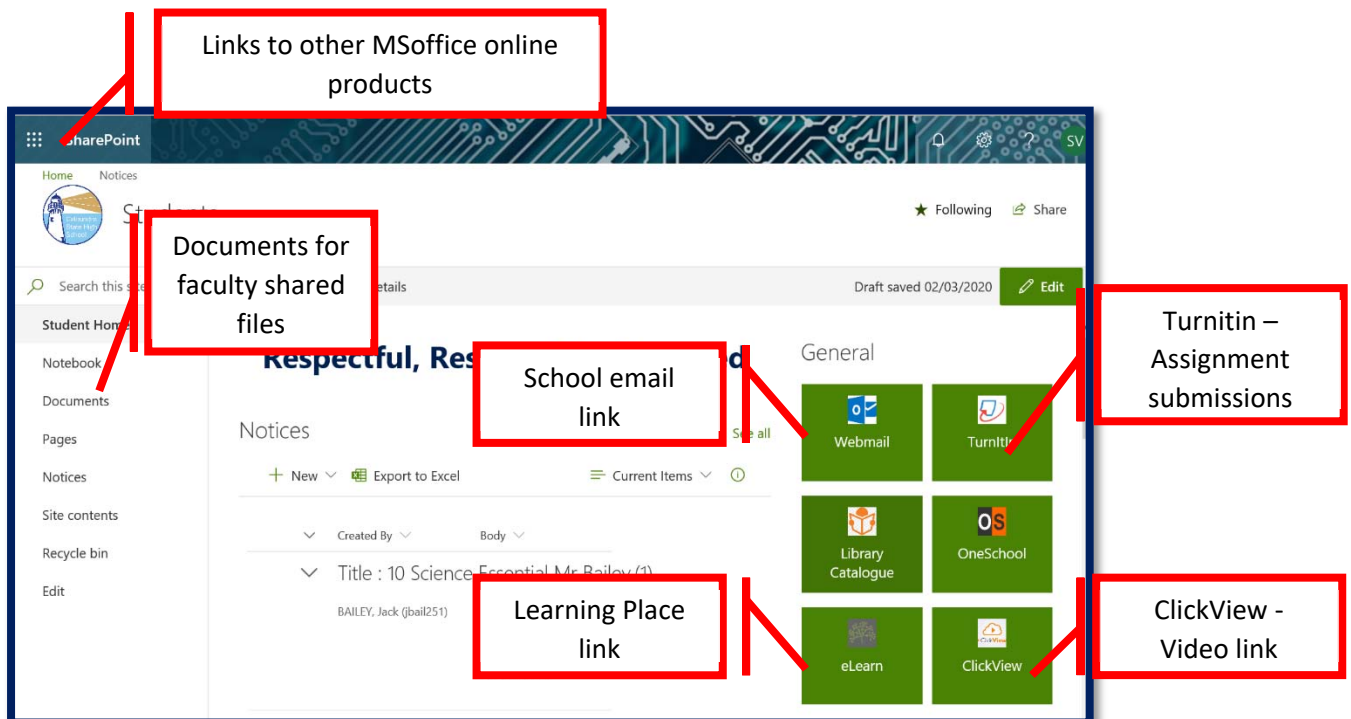
# Troubleshooting for BYO devices at home.

Below are some tips and tricks for accessing online facilities at school and at home on your personal devices.

Please note in the majority of cases if you are asked to sign in then you use your school username and password.

1. **Student SharePoint** that has links to most of the applications that you require. Caloundra SHS students and staff are the only ones who have rights to open this page.




Caloundra SHS Student Homepage = <https://qedu.sharepoint.com/sites/2116/student> if you have been on boarded with us, you will have this site added to your favourites or a shortcut on your desktop.



2. **Webmail** - <https://outlook.office.com/mail/>

- Login with your school username and password.

3. **Learning Place** – <https://elearn.eq.edu.au/>

- need to use Google Chrome , Firefox  or Safari 
- Log in with your school username and password.
- All the classes that you are enrolled in will be listed once you log in.
- You can download the Blackboard app which will send notifications to your phone.

4. **ClickView** - <https://online.clickview.com.au/SignIn>

- Login with your school email address eg: [fname2@eq.edu.au](mailto:fname2@eq.edu.au)
- Password – you would have set this at some stage – if forgotten, do forgot password and follow the prompts.


5. **Turnitin** - <https://www.turnitin.com/>

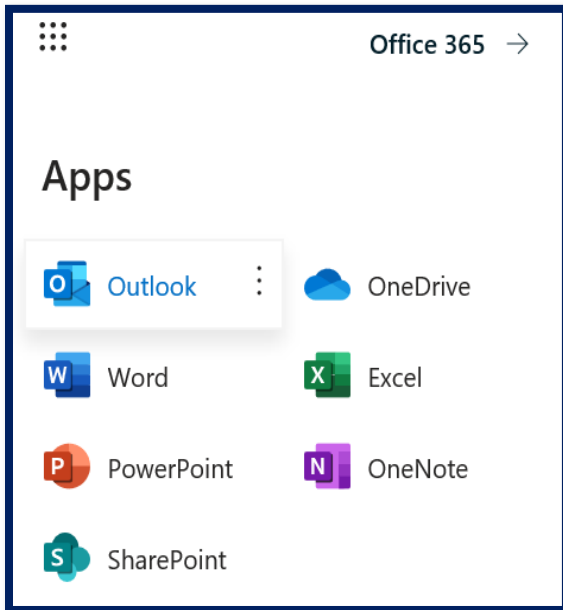
- Login with your school email address
- Password – you would have set this at some stage – if forgotten, do forgot password and follow the prompts.
- If resetting password, remember that your last name for this application is Student. (A full help guide is found in the documents section of SharePoint)

## 6. OneSchool - <https://oslp.eq.edu.au>

- Login with your regular school username and password
- This will give you reports of your assessment planner and current timetable only.

## 7. OneNote

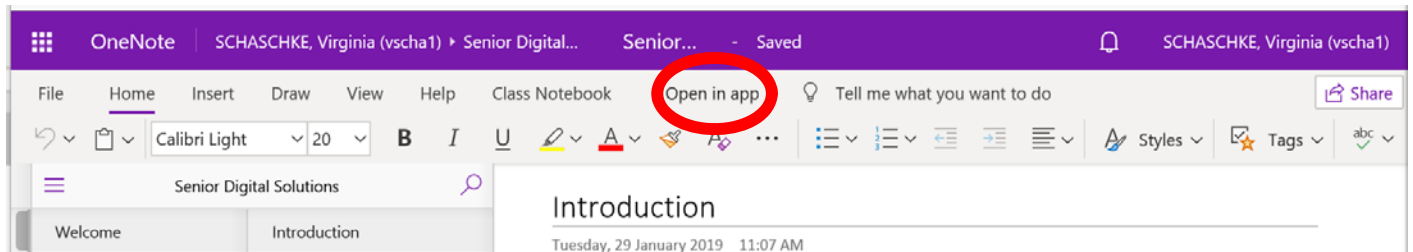
- If you can find the email that your teacher sent you, click on the link and the OneNote, online app will open.
- Use the Dots on the top left corner of the SharePoint window. 
- Note if they don't list the Apps that are required then open webmail, and select the option from that page.



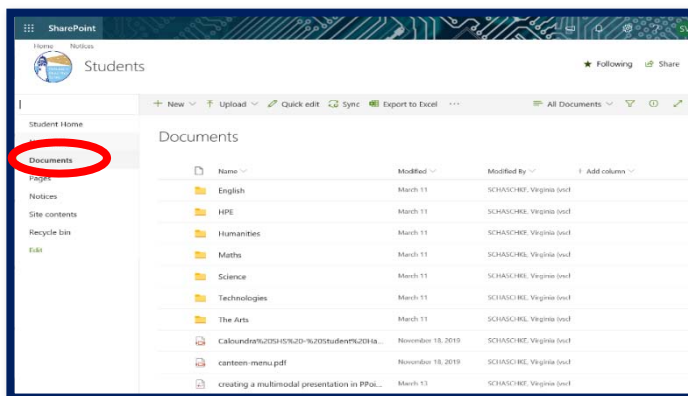
- Select the OneNote icon

Recent Pinned My notebooks Shared with me Class notebooks Discover

- If you have opened the notebook before it will be listed in **"Recent"**
- If not use the **"Shared with me"** button, and any OneNote that has been shared with you will be listed.
- Click on the OneNote Classroom that you would like to access.
- If your OneNote App is working on your device you can select the **"Open in app"** option that is located on the toolbar of the window.
- Once open in the App on the desktop you do not need to use the online link anymore, and if connected to Wi-Fi it will sync automatically to your device.



## 8. SharePoint Documents



- From the school SharePoint page select documents on the left hand side.
- Each Faculty has a folder where they may save documents for the students to access.
- If unsure where to find the work, ask your teacher or the Head of Department.
- There are also help guides to do some of the items above if you need it.

## 9. Literacy and Numeracy applications


- Links to the online applications for Literacy and Numeracy are also located on our SharePoint page.
- Your teachers will have your username and passwords to access these services.
- To access usernames and passwords from the online databases, you can access them through the school's library catalogue.



### Applications



### Resources




### Links:

- MangaHigh - <https://app.mangahigh.com/en-au/login>
- Literacy Planet – <https://www.literacyplanet.com/au/> (does require flash player to work)
- Accelerated Reader - <https://auhosted3.renlearn.com.au/1483014/>

## 10. ReadCloud - <https://www.readcloud.com/#download>

- All students should have the ReadCloud app downloaded and installed on their devices.
- They should be logged in, but if not your username is your email address.
- If you have the most recent app there will be a button at the bottom "Login with Office 365" that allows you to sign in with your school username and password.



If you are still stuck, contact [support@caloundrashes.eq.edu.au](mailto:support@caloundrashes.eq.edu.au)